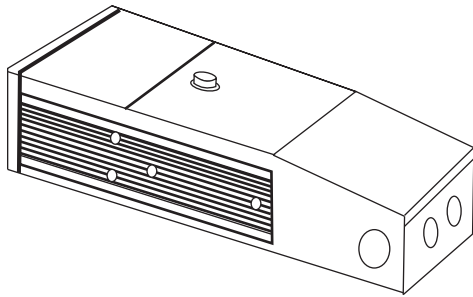


# JCLD SERIES Constant Voltage Dimmable LED Driver



**JCLD 20~60W Housing size= 3" W x 14-1/4" L x 2-7/8" H**

**JCLD 96W Housing size= 4-5/16" x 14-3/4" L x 4-13/16" H**

## JCLD Class 2 dimmable drivers



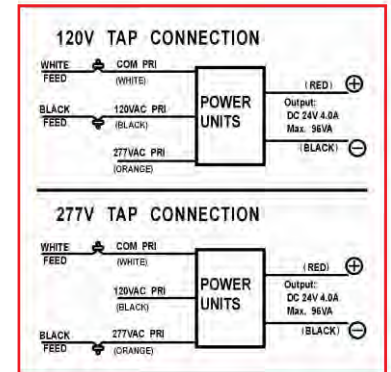
JCLD 20~60W



JCLD 60~96W

### Ordering Code

JCLD-60/12D	12V 60W Class 2 Hardwired Dimmable 120-277V
JCLD-60/24D	24V 60W Class 2 Hardwired Dimmable 120-277V
JCLD-40/12D	12V 40W Class 2 Hardwired Dimmable 120-277V
JCLD-96/24D	24V 96W Class 2 Hardwired Dimmable 120-277V
JCLD-20/12D	12V 20W Class 2 Hardwired Dimmable 120-277V
JCLD-40/24D	24V 40W Class 2 Hardwired Dimmable 120-277V



#### Description

JCLD Class II LED Constant Voltage Magnetic Driver with 120~277V input and fully 120V dimmable and fused primary and resettable secondary circuit for added safety. Ideal for use in areas requiring reliable operation under stressful conditions.

**Wet location** JCLD is also available with same selection which is IP-65 wet location UL listed. Consult factory for details and delivery. UL listed for both USA & Canada.

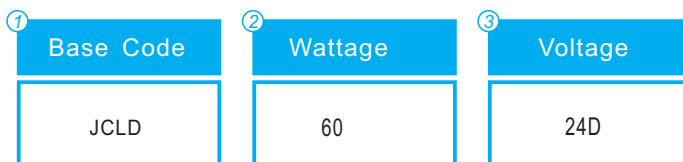
#### Performance

- Safety:** Auto reset and fused
- Input:** 120V dimmable or 277V non-dimmable
- Wattage:** 20 watt ~96 watt class II
- Dimming:** >5% Typically 3% using MLV dimmers
- Max Run:** 50 feet
- Warranty:** 5 Year Limited Warranty

#### Ordering Codes

Follow the steps to specify your Dimmable LED driver. To order a 60W in 24 volt

example:



#### Technical Specs

- 20 to 96W, 12~24V DC constant voltage input
- 120~277V input
- NEC Class II breaker protection
- Fully dimmable, down to 3%
- Resists spikes, surges and other power irregularities
- No minimum load requirement, stable constant voltage
- cULus listed for use indoor application

#### Optional Accessories

- DC-Power feed 10 feet length
- Wet location requirement, order WET after model#
- CL2P secondary cable
- 16 guage UL listed cable for longer runs